

Signify Classified - Internal
Cooper Lighting Solutions Photometric Lab
1121 Highway 74 South
Peachtree City, GA 30269



Scaled data based on original data using
LM-79-08 Approved Method: Electrical and Photometric Measurements of Solid-
State Lighting Products

Test Report Prepared for
Cooper Lighting Solutions
(formerly Eaton)

Brand: STREETWORKS

Report Number: P868080

Luminaire Tested: **MEM2-HSN-SA-40-740-U-T3-HSS**

Issue Date: 08/21/2024

Test Information

Test Method: LM-79-08
Report Number: P868080
Test Lab: INNOVATION CENTER(G3)
Issue Date: 08/21/2024
Manufacturer: COOPER LIGHTING SOLUTIONS (FORMERLY EATON)
Product Line: STREETWORKS
Catalog Number: MEM2-HSN-SA-40-740-U-T3-HSS
Description: EPIC MODERN SHORT HOUSING DISCRETE LED ARRAYS 40W 70CRI 4000K
FIXTURE w/ TYPE III DISTRIBUTION OPTIC AND HOUSE SIDE SHIELD
Light Source: (10) 4000K CCT, 70 CRI LEDS
Ballast/Driver: ELECTRONIC DRIVER

Summary

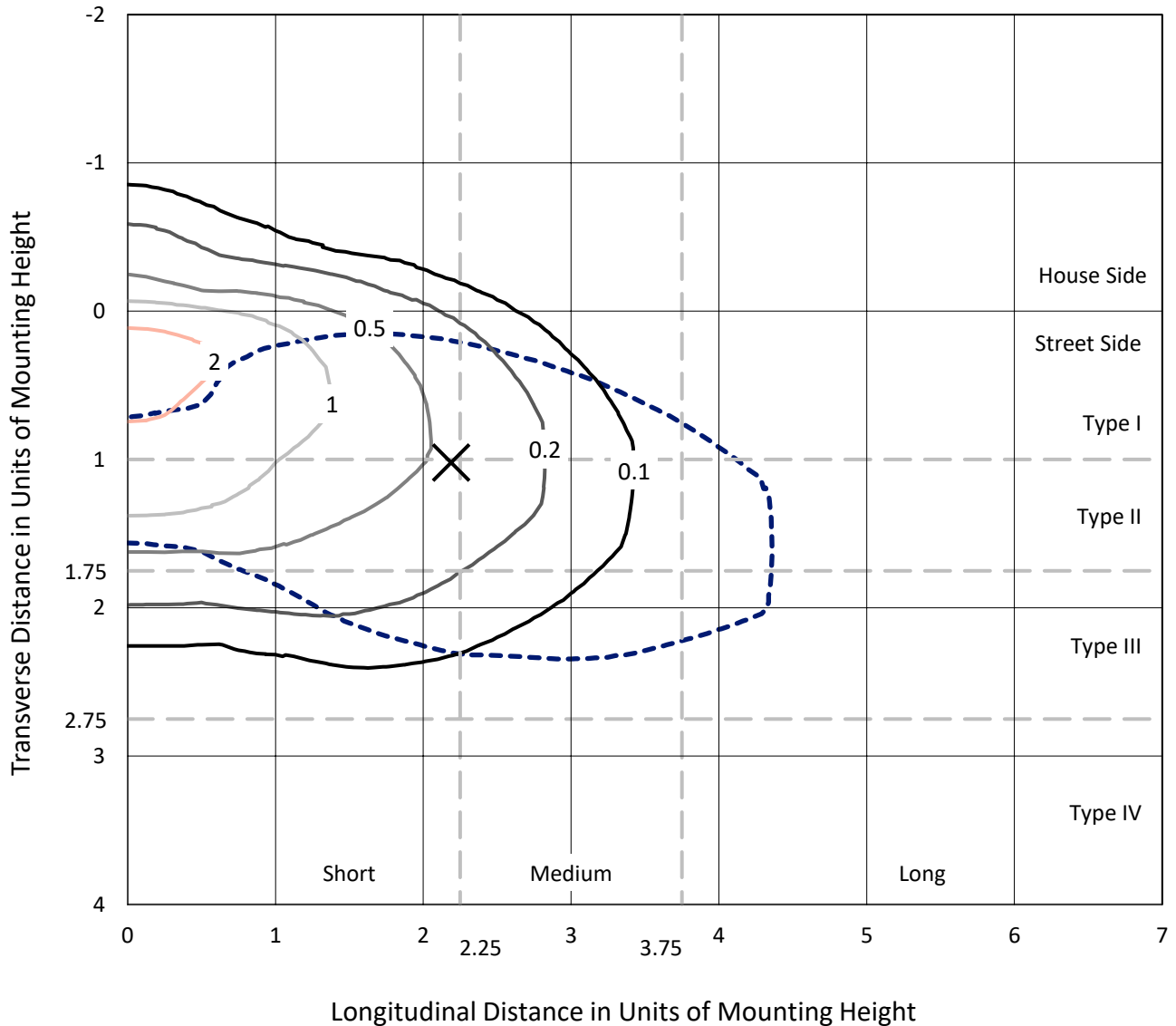
Lumens per Lamp: N/A
Luminaire Lumens: 4369.8 lumens
Efficiency: N/A
Efficacy: 99.3 lumens/watt
Luminous Opening: Rectangular (W 0.33' x L: 0.33' x H: 0')
IES Classification: Type III - Short
BUG Rating: B1 - U0 - G1

Input Watts (W): 44
Input Voltage (V): 120
Input Current (Ain): NR
Voltage Rise (V): NR
Power Factor: 0.99
Total Harmonic Distortion (THDi): 6.91%
Frequency (hertz): 60
Stabilization Time: NR
Operation Time: NR
Ambient Temperature (°C): NR
Test Distance: 24 FT

REPORT NUMBER: P868080
 CATALOG NUMBER: MEM2-HSN-SA-40-740-U-T3-HSS

Iso-Footcandle Lines of Horizontal Illumination

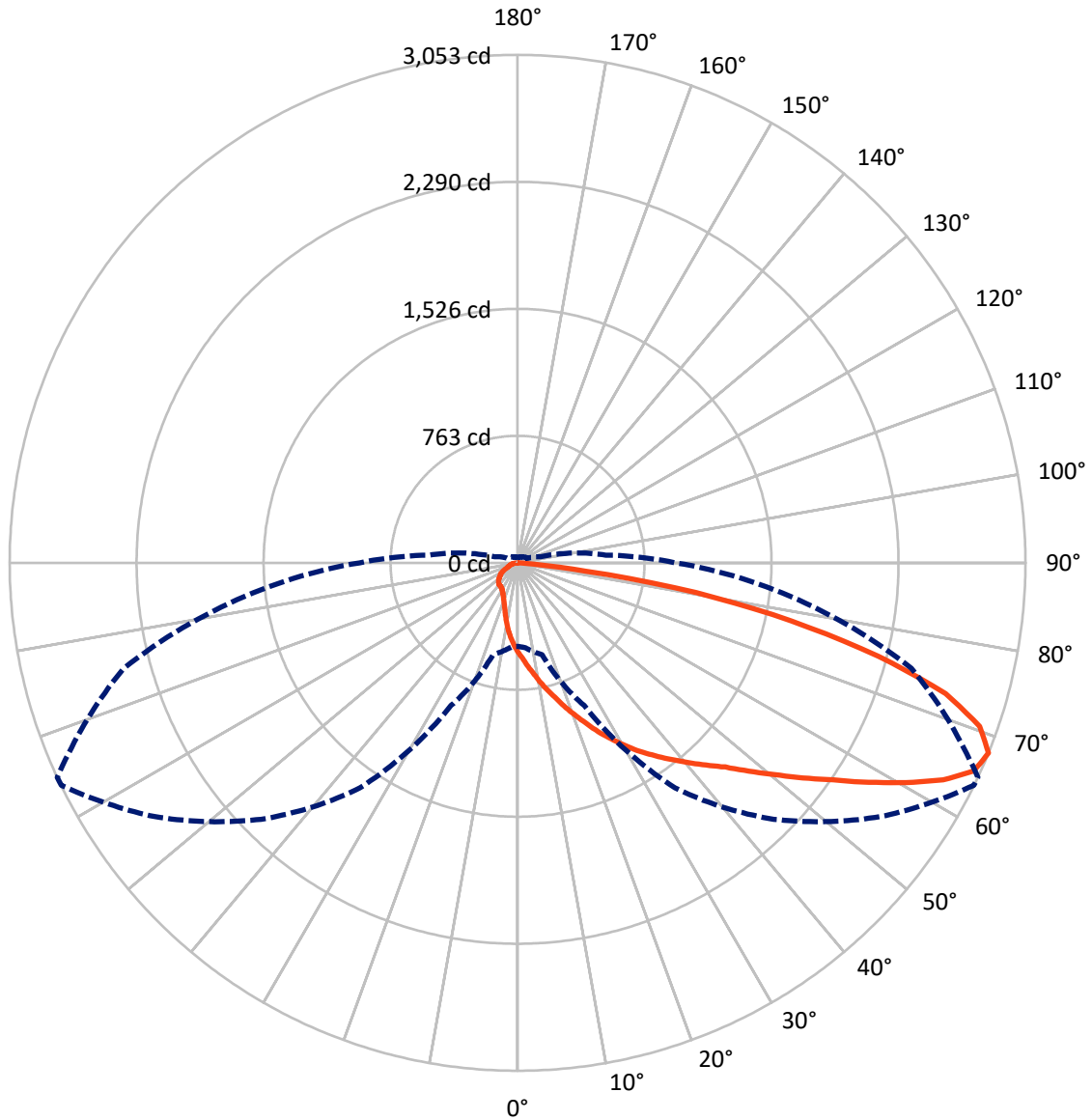
✕ Max cd
 - - - 1/2 Max cd



Based on 20 foot mounting height. Maximum calculated value = 2.5 fc
 Type III - Short - N/A

REPORT NUMBER: P868080
CATALOG NUMBER: MEM2-HSN-SA-40-740-U-T3-HSS

Luminous Intensity Polar Plot



— Vertical Plane Through 65-Deg Lateral - - - Horizontal Cone Through 67.5-Deg Vertical

REPORT NUMBER: P868080
 CATALOG NUMBER: MEM2-HSN-SA-40-740-U-T3-HSS

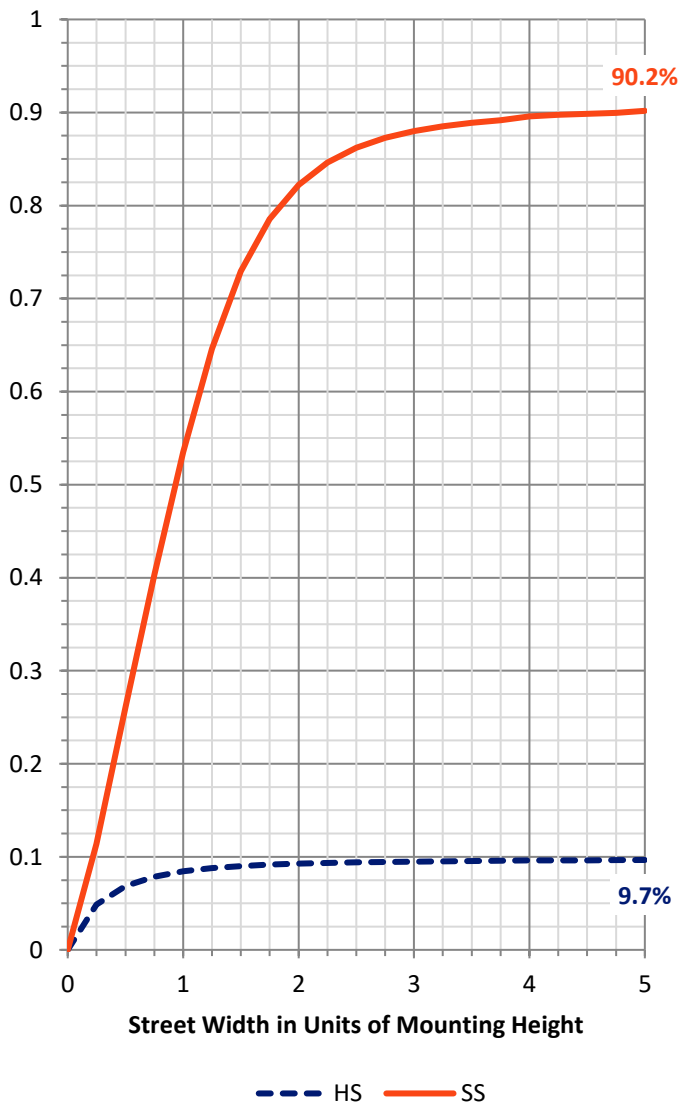
FLUX DISTRIBUTION:

		Downward	Upward	Total
House Side	Lumens	425.3	0.0	425.3
	% Fixture	9.7	0.0	9.7
Street Side	Lumens	3944.5	0.0	3944.5
	% Fixture	90.3	0.0	90.3
Total	Lumens	4369.8	0.0	4369.8
	% Fixture	100.0	0.0	100.0

Coefficient of Utilization

ZONAL LUMENS:

Zone	Lumens	% Fixture
0°-10°	52.8	1.2
10°-20°	175.3	4.0
20°-30°	319.1	7.3
30°-40°	493.9	11.3
40°-50°	746.6	17.1
50°-60°	971.3	22.2
60°-70°	958.1	21.9
70°-80°	583.2	13.3
80°-90°	69.3	1.6
90°-100°	0.0	0.0
100°-110°	0.0	0.0
110°-120°	0.0	0.0
120°-130°	0.0	0.0
130°-140°	0.0	0.0
140°-150°	0.0	0.0
150°-160°	0.0	0.0
160°-170°	0.0	0.0
170°-180°	0.0	0.0
0°-90°	4369.8	100.0
0°-180°	4369.8	100.0

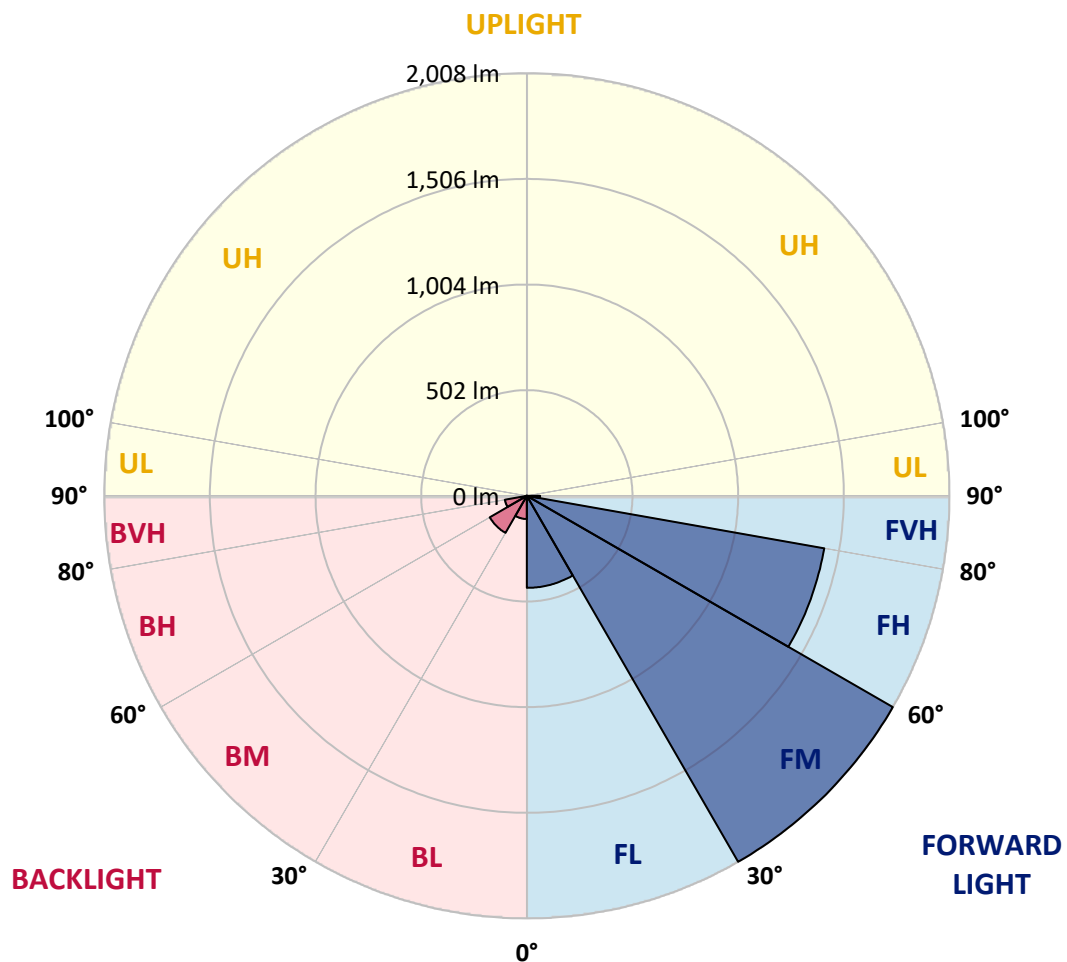


REPORT NUMBER: P868080
 CATALOG NUMBER: MEM2-HSN-SA-40-740-U-T3-HSS

LUMINAIRE CLASSIFICATION SYSTEM LUMEN TABLE AND BUG RATING:

Zone	Lumens	% Fixture	Zone Rating/Lumen Limit		
			B	U	G
FL (0°-30°)	437.3	10.0			
FM (30°-60°)	2008.3	46.0			
FH (60°-80°)	1435.5	32.9			G1/1800
FVH (80°-90°)	63.4	1.5			G1/100
BL (0°-30°)	110.1	2.5	B1/500		
BM (30°-60°)	203.4	4.7	B0/220		
BH (60°-80°)	105.9	2.4	B0/110		G0/110
BVH (80°-90°)	5.9	0.1			G0/10
UL (90°-100°)	0.0	0.0		U0/0	
UH (100°-180°)	0.0	0.0		U0/0	

BUG Rating: B1-U0-G1
 Type III Short





REPORT NUMBER: P868080

CATALOG NUMBER: MEM2-HSN-SA-40-740-U-T3-HSS

CANDELA DISTRIBUTION (FULL):

	0°	5°	15°	25°	35°	45°	55°	64°	65°	75°	85°
0°	540.0	540.0	540.0	540.0	540.0	540.0	540.0	540.0	540.0	540.0	540.0
2.5°	631.0	626.0	629.7	621.0	611.0	603.6	588.6	576.1	574.9	562.4	548.7
5°	752.0	735.7	737.0	719.5	698.3	675.9	652.2	621.0	621.0	591.1	559.9
7.5°	860.4	858.0	846.7	819.3	794.4	759.4	715.8	675.9	667.2	621.0	572.4
10°	965.2	961.5	951.5	930.3	887.9	849.2	794.4	734.5	723.3	657.2	587.3
12.5°	1048.7	1050.0	1038.8	1021.3	983.9	937.8	865.4	790.6	780.6	692.1	602.3
15°	1122.3	1121.1	1118.6	1103.6	1067.5	1025.1	940.3	853.0	836.8	729.5	617.3
17.5°	1178.4	1175.9	1171.0	1158.5	1141.0	1099.9	1018.8	919.1	905.3	773.2	634.7
20°	1194.6	1193.4	1193.4	1202.1	1194.6	1169.7	1097.4	987.6	972.7	819.3	658.4
22.5°	1224.6	1223.3	1222.1	1230.8	1235.8	1233.3	1171.0	1057.5	1043.8	872.9	688.4
25°	1263.2	1260.7	1257.0	1265.7	1272.0	1286.9	1244.5	1139.8	1123.6	935.3	718.3
27.5°	1314.4	1316.9	1311.9	1310.6	1310.6	1319.4	1309.4	1213.4	1198.4	995.1	753.2
30°	1381.7	1385.4	1376.7	1370.5	1359.3	1358.0	1360.5	1295.7	1274.5	1060.0	789.4
32.5°	1447.8	1451.5	1446.5	1437.8	1409.1	1397.9	1407.9	1365.5	1351.8	1131.1	835.5
35°	1501.4	1510.1	1510.1	1492.7	1452.8	1446.5	1462.8	1434.1	1424.1	1214.6	890.4
37.5°	1573.7	1578.7	1573.7	1541.3	1491.4	1498.9	1523.9	1506.4	1500.2	1304.4	955.2
40°	1728.4	1734.6	1702.2	1624.9	1545.1	1553.8	1597.4	1587.5	1577.5	1392.9	1015.1
42.5°	1944.1	1929.1	1922.9	1750.8	1627.4	1622.4	1677.2	1663.5	1662.3	1482.7	1069.9
45°	2086.3	2091.3	2060.1	1896.7	1800.7	1707.2	1765.8	1760.8	1750.8	1573.7	1136.0
47.5°	2184.8	2173.6	2096.2	2017.7	2036.4	1818.2	1864.3	1876.8	1870.5	1677.2	1217.1
50°	2225.9	2214.7	2163.6	2111.2	2133.7	1945.4	1965.3	2006.5	2000.2	1782.0	1285.7
52.5°	2174.8	2161.1	2164.8	2178.6	2167.3	2045.1	2090.0	2154.9	2147.4	1904.2	1365.5
55°	1849.3	1885.5	2025.2	2164.8	2161.1	2121.2	2223.4	2318.2	2303.3	2031.4	1434.1
57.5°	1491.4	1511.4	1688.5	2066.3	2141.1	2184.8	2375.6	2492.8	2487.8	2158.6	1496.4
60°	1185.9	1207.1	1341.8	1861.8	2095.0	2250.9	2531.5	2686.1	2681.1	2287.0	1541.3
62.5°	942.8	942.8	1062.5	1567.5	2006.5	2289.5	2654.9	2880.6	2871.9	2390.5	1552.5
65°	678.4	687.1	776.9	1260.7	1863.1	2279.6	2714.8	3019.0	3014.1	2449.2	1528.9
67.5°	501.3	511.3	571.1	945.2	1651.1	2179.8	2659.9	3050.2	3052.7	2450.4	1451.5
70°	391.6	394.1	439.0	657.2	1353.0	1957.8	2454.1	2946.7	2946.7	2389.3	1336.8
72.5°	298.0	300.5	339.2	447.7	996.4	1618.6	2146.1	2672.4	2691.1	2227.2	1167.2
75°	230.7	235.7	261.9	321.7	624.8	1151.0	1763.3	2188.5	2239.7	1912.9	961.5
77.5°	178.3	183.3	204.5	235.7	364.1	709.6	1239.5	1636.1	1682.2	1506.4	742.0
80°	143.4	145.9	159.6	177.1	220.7	365.4	756.9	1074.9	1088.7	1023.8	491.3
82.5°	66.1	71.1	86.0	97.3	109.7	169.6	323.0	397.8	415.3	406.5	202.0
85°	7.5	7.5	8.7	10.0	11.2	17.5	22.4	20.0	20.0	23.7	21.2
87.5°	0.0	0.0	0.0	1.2	2.5	2.5	3.7	3.7	3.7	3.7	3.7
90°	0.0	0.0	0.0	0.0	0.0	0.0	0.0	0.0	0.0	0.0	0.0



REPORT NUMBER: P868080

CATALOG NUMBER: MEM2-HSN-SA-40-740-U-T3-HSS

CANDELA DISTRIBUTION (continued):

	90°	95°	105°	115°	125°	135°	145°	155°	165°	175°	180°
0°	540.0	540.0	540.0	540.0	540.0	540.0	540.0	540.0	540.0	540.0	540.0
2.5°	541.2	532.5	516.3	502.6	490.1	477.6	471.4	456.4	452.7	455.2	446.4
5°	543.7	526.2	492.6	461.4	435.2	410.3	389.1	366.6	361.6	354.2	350.4
7.5°	547.4	521.3	468.9	420.2	380.3	344.2	318.0	300.5	286.8	283.1	281.8
10°	552.4	515.0	442.7	381.6	326.7	289.3	265.6	253.1	248.2	244.4	245.7
12.5°	556.2	508.8	417.8	337.9	284.3	250.7	239.4	229.5	227.0	225.7	225.7
15°	561.2	502.6	387.8	299.3	248.2	228.2	217.0	213.2	213.2	212.0	212.0
17.5°	567.4	497.6	362.9	269.4	227.0	208.3	203.3	198.3	198.3	198.3	197.0
20°	579.9	495.1	340.4	244.4	208.3	195.8	188.3	184.6	183.3	182.1	182.1
22.5°	592.3	495.1	315.5	225.7	195.8	182.1	174.6	170.8	169.6	169.6	169.6
25°	609.8	493.8	295.5	209.5	184.6	168.3	160.9	157.1	154.6	154.6	153.4
27.5°	629.7	493.8	278.1	197.0	172.1	155.9	147.1	143.4	139.7	139.7	138.4
30°	649.7	496.3	263.1	187.1	159.6	144.7	133.4	128.4	125.9	124.7	124.7
32.5°	675.9	503.8	253.1	179.6	148.4	133.4	122.2	117.2	114.7	113.5	113.5
35°	715.8	522.5	254.4	175.8	140.9	123.5	112.2	106.0	104.8	104.8	103.5
37.5°	758.2	540.0	258.1	173.3	133.4	116.0	104.8	98.5	97.3	97.3	97.3
40°	794.4	554.9	263.1	172.1	127.2	108.5	98.5	93.5	91.0	91.0	91.0
42.5°	830.5	563.7	264.4	168.3	123.5	102.3	93.5	88.5	86.0	87.3	87.3
45°	866.7	569.9	260.6	163.4	119.7	97.3	88.5	83.6	81.1	81.1	81.1
47.5°	910.3	583.6	254.4	155.9	117.2	93.5	83.6	78.6	77.3	77.3	77.3
50°	954.0	594.8	249.4	147.1	111.0	88.5	79.8	73.6	72.3	72.3	72.3
52.5°	990.1	599.8	243.2	135.9	104.8	83.6	74.8	68.6	66.1	66.1	66.1
55°	1017.6	601.1	234.4	127.2	96.0	78.6	69.8	63.6	61.1	59.9	59.9
57.5°	1040.0	599.8	225.7	118.5	88.5	72.3	63.6	58.6	54.9	53.6	53.6
60°	1052.5	596.1	213.2	107.2	78.6	66.1	58.6	52.4	49.9	48.6	48.6
62.5°	1045.0	586.1	195.8	89.8	71.1	59.9	53.6	48.6	44.9	43.6	43.6
65°	1010.1	566.1	173.3	73.6	63.6	53.6	48.6	43.6	38.7	37.4	37.4
67.5°	949.0	532.5	143.4	62.4	58.6	48.6	43.6	38.7	34.9	32.4	32.4
70°	864.2	487.6	112.2	53.6	52.4	44.9	39.9	34.9	31.2	28.7	28.7
72.5°	743.2	414.0	83.6	46.1	46.1	41.2	36.2	32.4	28.7	26.2	26.2
75°	601.1	313.0	63.6	42.4	41.2	37.4	32.4	28.7	26.2	23.7	23.7
77.5°	439.0	208.3	52.4	38.7	38.7	33.7	29.9	26.2	23.7	22.4	22.4
80°	266.9	119.7	37.4	29.9	29.9	28.7	24.9	22.4	21.2	18.7	17.5
82.5°	108.5	46.1	20.0	15.0	15.0	13.7	8.7	7.5	7.5	7.5	6.2
85°	11.2	7.5	5.0	3.7	3.7	3.7	2.5	2.5	2.5	2.5	2.5
87.5°	3.7	3.7	2.5	2.5	2.5	2.5	1.2	1.2	1.2	1.2	1.2
90°	0.0	0.0	0.0	0.0	0.0	0.0	0.0	0.0	0.0	0.0	0.0

LM-79-2019: Approved Method: Electrical and Photometric Measurements of Solid-
State Lighting Products

Report Prepared for

Cooper Lighting Solutions

Streetworks

Report Number: SP1-2407-157-5

Test Date: 08/07/2024

Luminaire Tested: MEM2-HTN-SA-40-740-U-5WQ-2

Data in this report applies to families of products including MEM2-HTN-SA-40-740-U-5WQ-2

Test Information

Test Method: LM-79-2019
 Report Number: SP1-2407-157-5
 Test Lab: COOPER LIGHTING SOLUTIONS
 Photometer: SP1 - 76IN SPHERE
 Measurement Geometry: 4π
 Issue Date: 08/20/2024
 Manufacturer: COOPER LIGHTING SOLUTIONS
 Product Line: Streetworks
 Catalog Number: **MEM2-HTN-SA-40-740-U-5WQ-2**
 Description: Epic Modern Light Square 40W 5WQ Optic and Flare Trim

Spectral Parameters

CCT (K): 3915
 CIE u': 0.2262
 CIE v': 0.5044
 Duv: 0.0010
 CIE x: 0.3850
 CIE y: 0.3816
 CIE z: 0.2334
 Peak Wavelength (nm): 449
 Dominant Wavelength (nm): 578
 Purity: 30.05482
 Rf: 73.2
 Rg: 93.9

CRI (Ra):	71.0		
R1:	67.6	R9:	-38.4
R2:	78.3	R10:	48.9
R3:	87.1	R11:	65.3
R4:	69.7	R12:	40.4
R5:	67.4	R13:	69.3
R6:	69.3	R14:	92.6
R7:	79.7	R15:	59.9
R8:	48.7		



Test Conditions

Stabilization Time: 21M
 Operation Time: 1H 21M
 Sphere Temperature (°C): 24.2

REPORT NUMBER: SP1-2407-157-5

Measurement and Test Equipment			
Instrument	Identification Number	Calibration Date	Calibration Due Date
Photometer	IN0058	6/18/2024	12/18/2024
Power Meter	INXT2011004	2/8/2024	2/8/2025
AC Power Source	IN0063	10/24/2023	10/24/2024
DC Power Source	IN0208	10/24/2023	10/24/2024
Sphere Thermometer	IN0085	10/24/2023	10/24/2024
Room Thermometer	IN0046	10/24/2023	10/24/2024

REPORT NUMBER: SP1-2407-157-5

CIE 1931 Chromaticity Diagram



CIE 1931 Chromaticity Diagram with 2017 ANSI 7-Step and 4-Step Quadrangles



CCT = 3915K
 CIE x = 0.3850
 CIE y = 0.3816
 Duv = 0.0010

Point lies inside the ANSI 4000K 4-step quadrangle

REPORT NUMBER: SP1-2407-157-5

Photopic Flux vs. Wavelength



Photopic Lumens: NR

λ (nm)	Power W [^] /nm	Lumens (φ/nm)	λ (nm)	Power W [^] /nm	Lumens (φ/nm)	λ (nm)	Power W [^] /nm	Lumens (φ/nm)	λ (nm)	Power W [^] /nm	Lumens (φ/nm)	λ (nm)	Power W [^] /nm	Lumens (φ/nm)
360	0	NR	490	112	NR	620	618	NR	750	15	NR	880	0	NR
365	0	NR	495	153	NR	625	563	NR	755	13	NR	885	0	NR
370	0	NR	500	216	NR	630	510	NR	760	11	NR	890	0	NR
375	0	NR	505	291	NR	635	456	NR	765	9	NR	895	0	NR
380	0	NR	510	366	NR	640	407	NR	770	8	NR	900	0	NR
385	0	NR	515	436	NR	645	359	NR	775	7	NR	905	0	NR
390	0	NR	520	492	NR	650	316	NR	780	6	NR	910	0	NR
395	2	NR	525	536	NR	655	277	NR	785	5	NR	915	0	NR
400	4	NR	530	567	NR	660	240	NR	790	4	NR	920	0	NR
405	7	NR	535	596	NR	665	208	NR	795	4	NR	925	0	NR
410	12	NR	540	619	NR	670	179	NR	800	3	NR	930	0	NR
415	25	NR	545	644	NR	675	154	NR	805	3	NR	935	0	NR
420	51	NR	550	671	NR	680	133	NR	810	3	NR	940	0	NR
425	100	NR	555	701	NR	685	114	NR	815	2	NR	945	0	NR
430	180	NR	560	735	NR	690	98	NR	820	2	NR	950	0	NR
435	315	NR	565	768	NR	695	83	NR	825	2	NR	955	0	NR
440	514	NR	570	798	NR	700	71	NR	830	1	NR	960	0	NR
445	828	NR	575	825	NR	705	61	NR	835	1	NR	965	0	NR
450	992	NR	580	843	NR	710	52	NR	840	1	NR	970	0	NR
455	652	NR	585	848	NR	715	44	NR	845	1	NR	975	0	NR
460	382	NR	590	844	NR	720	38	NR	850	1	NR	980	0	NR
465	282	NR	595	826	NR	725	32	NR	855	1	NR	985	0	NR
470	180	NR	600	800	NR	730	28	NR	860	1	NR	990	0	NR
475	119	NR	605	762	NR	735	24	NR	865	1	NR	995	0	NR
480	101	NR	610	719	NR	740	20	NR	870	1	NR	1000	0	NR
485	98	NR	615	669	NR	745	17	NR	875	0	NR			

REPORT NUMBER: SP1-2407-157-5

Scotopic Flux vs. Wavelength



Scotopic Lumens: NR

S/P: 1.49

λ (nm)	Power W [^] /nm	Lumens (φ/nm)	λ (nm)	Power W [^] /nm	Lumens (φ/nm)	λ (nm)	Power W [^] /nm	Lumens (φ/nm)	λ (nm)	Power W [^] /nm	Lumens (φ/nm)	λ (nm)	Power W [^] /nm	Lumens (φ/nm)
360	0	NR	490	112	NR	620	618	NR	750	15	NR	880	0	NR
365	0	NR	495	153	NR	625	563	NR	755	13	NR	885	0	NR
370	0	NR	500	216	NR	630	510	NR	760	11	NR	890	0	NR
375	0	NR	505	291	NR	635	456	NR	765	9	NR	895	0	NR
380	0	NR	510	366	NR	640	407	NR	770	8	NR	900	0	NR
385	0	NR	515	436	NR	645	359	NR	775	7	NR	905	0	NR
390	0	NR	520	492	NR	650	316	NR	780	6	NR	910	0	NR
395	2	NR	525	536	NR	655	277	NR	785	5	NR	915	0	NR
400	4	NR	530	567	NR	660	240	NR	790	4	NR	920	0	NR
405	7	NR	535	596	NR	665	208	NR	795	4	NR	925	0	NR
410	12	NR	540	619	NR	670	179	NR	800	3	NR	930	0	NR
415	25	NR	545	644	NR	675	154	NR	805	3	NR	935	0	NR
420	51	NR	550	671	NR	680	133	NR	810	3	NR	940	0	NR
425	100	NR	555	701	NR	685	114	NR	815	2	NR	945	0	NR
430	180	NR	560	735	NR	690	98	NR	820	2	NR	950	0	NR
435	315	NR	565	768	NR	695	83	NR	825	2	NR	955	0	NR
440	514	NR	570	798	NR	700	71	NR	830	1	NR	960	0	NR
445	828	NR	575	825	NR	705	61	NR	835	1	NR	965	0	NR
450	992	NR	580	843	NR	710	52	NR	840	1	NR	970	0	NR
455	652	NR	585	848	NR	715	44	NR	845	1	NR	975	0	NR
460	382	NR	590	844	NR	720	38	NR	850	1	NR	980	0	NR
465	282	NR	595	826	NR	725	32	NR	855	1	NR	985	0	NR
470	180	NR	600	800	NR	730	28	NR	860	1	NR	990	0	NR
475	119	NR	605	762	NR	735	24	NR	865	1	NR	995	0	NR
480	101	NR	610	719	NR	740	20	NR	870	1	NR	1000	0	NR
485	98	NR	615	669	NR	745	17	NR	875	0	NR			

REPORT NUMBER: SP1-2407-157-5

Melanopic Flux vs. Wavelength



Melanopic Lumens: NR

M/P: 2.88

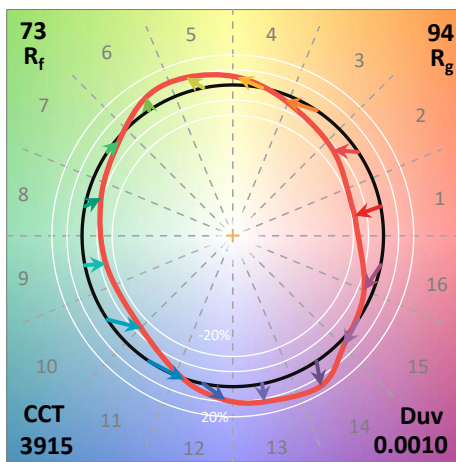
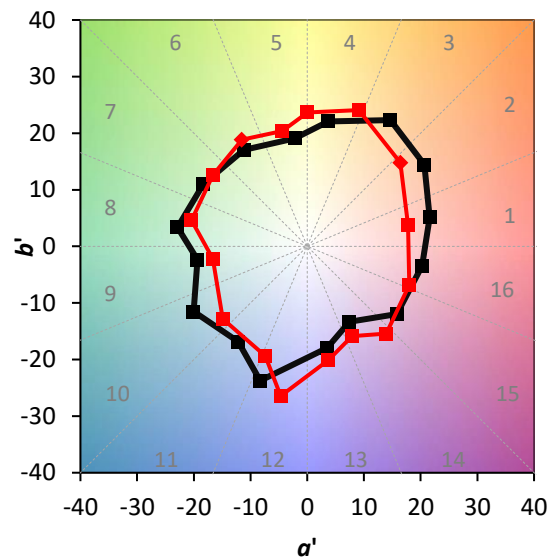
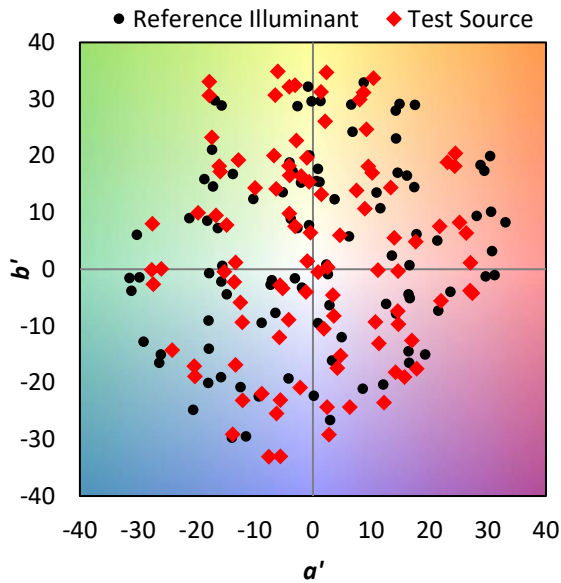
λ (nm)	Power W [^] /nm	Lumens (ϕ /nm)	λ (nm)	Power W [^] /nm	Lumens (ϕ /nm)	λ (nm)	Power W [^] /nm	Lumens (ϕ /nm)	λ (nm)	Power W [^] /nm	Lumens (ϕ /nm)	λ (nm)	Power W [^] /nm	Lumens (ϕ /nm)
360	0	NR	490	112	NR	620	618	NR	750	15	NR	880	0	NR
365	0	NR	495	153	NR	625	563	NR	755	13	NR	885	0	NR
370	0	NR	500	216	NR	630	510	NR	760	11	NR	890	0	NR
375	0	NR	505	291	NR	635	456	NR	765	9	NR	895	0	NR
380	0	NR	510	366	NR	640	407	NR	770	8	NR	900	0	NR
385	0	NR	515	436	NR	645	359	NR	775	7	NR	905	0	NR
390	0	NR	520	492	NR	650	316	NR	780	6	NR	910	0	NR
395	2	NR	525	536	NR	655	277	NR	785	5	NR	915	0	NR
400	4	NR	530	567	NR	660	240	NR	790	4	NR	920	0	NR
405	7	NR	535	596	NR	665	208	NR	795	4	NR	925	0	NR
410	12	NR	540	619	NR	670	179	NR	800	3	NR	930	0	NR
415	25	NR	545	644	NR	675	154	NR	805	3	NR	935	0	NR
420	51	NR	550	671	NR	680	133	NR	810	3	NR	940	0	NR
425	100	NR	555	701	NR	685	114	NR	815	2	NR	945	0	NR
430	180	NR	560	735	NR	690	98	NR	820	2	NR	950	0	NR
435	315	NR	565	768	NR	695	83	NR	825	2	NR	955	0	NR
440	514	NR	570	798	NR	700	71	NR	830	1	NR	960	0	NR
445	828	NR	575	825	NR	705	61	NR	835	1	NR	965	0	NR
450	992	NR	580	843	NR	710	52	NR	840	1	NR	970	0	NR
455	652	NR	585	848	NR	715	44	NR	845	1	NR	975	0	NR
460	382	NR	590	844	NR	720	38	NR	850	1	NR	980	0	NR
465	282	NR	595	826	NR	725	32	NR	855	1	NR	985	0	NR
470	180	NR	600	800	NR	730	28	NR	860	1	NR	990	0	NR
475	119	NR	605	762	NR	735	24	NR	865	1	NR	995	0	NR
480	101	NR	610	719	NR	740	20	NR	870	1	NR	1000	0	NR
485	98	NR	615	669	NR	745	17	NR	875	0	NR			

Summary

$R_f = 73.2$
 $R_g = 93.9$
 $CIE R_a = 71.0$
 $R_g = -38.4$

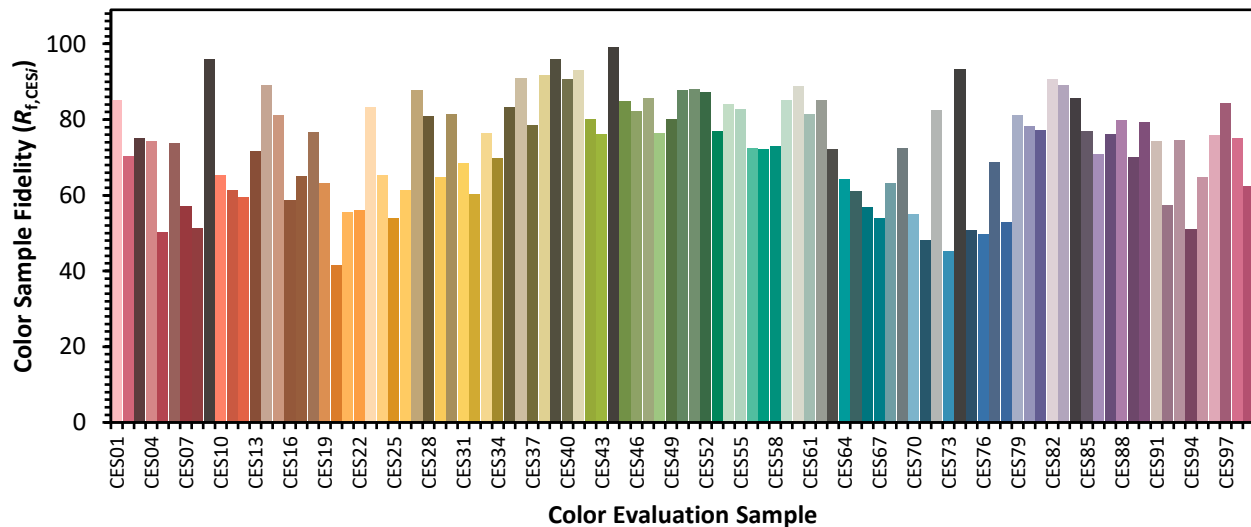


Color Vector Graphics



Individual Sample Fidelity Index ($R_{f,i}$)

CES01 = 85	CES26 = 61	CES51 = 88	CES76 = 50
CES02 = 61	CES27 = 88	CES52 = 87	CES77 = 69
CES03 = 30	CES28 = 81	CES53 = 77	CES78 = 53
CES04 = 70	CES29 = 65	CES54 = 84	CES79 = 81
CES05 = 47	CES30 = 81	CES55 = 83	CES80 = 78
CES06 = 50	CES31 = 69	CES56 = 73	CES81 = 77
CES07 = 40	CES32 = 60	CES57 = 72	CES82 = 91
CES08 = 39	CES33 = 76	CES58 = 73	CES83 = 89
CES09 = 29	CES34 = 70	CES59 = 85	CES84 = 86
CES10 = 74	CES35 = 83	CES60 = 89	CES85 = 77
CES11 = 57	CES36 = 91	CES61 = 81	CES86 = 71
CES12 = 63	CES37 = 79	CES62 = 85	CES87 = 76
CES13 = 42	CES38 = 92	CES63 = 72	CES88 = 80
CES14 = 74	CES39 = 96	CES64 = 64	CES89 = 70
CES15 = 71	CES40 = 91	CES65 = 61	CES90 = 79
CES16 = 46	CES41 = 93	CES66 = 57	CES91 = 74
CES17 = 49	CES42 = 80	CES67 = 54	CES92 = 57
CES18 = 56	CES43 = 76	CES68 = 63	CES93 = 74
CES19 = 72	CES44 = 99	CES69 = 73	CES94 = 51
CES20 = 65	CES45 = 85	CES70 = 55	CES95 = 65
CES21 = 86	CES46 = 82	CES71 = 48	CES96 = 76
CES22 = 78	CES47 = 86	CES72 = 83	CES97 = 84
CES23 = 92	CES48 = 77	CES73 = 45	CES98 = 75
CES24 = 91	CES49 = 80	CES74 = 93	CES99 = 62
CES25 = 72	CES50 = 88	CES75 = 51	



Color Rendition by Hue-Angle Bin



Measure Comparisons



(END OF REPORT)